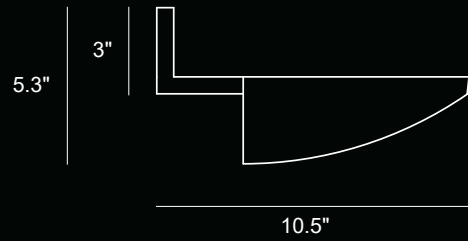
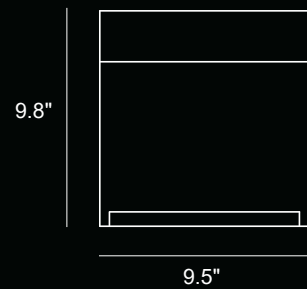


*Up/Back Light*




6032Z

*Uplight*



6030U

*Pendant*



6032ZP

*Downlight*



6030D

*Twin Pendant*



6032Z2P

*Downlight Signage*



6030DS



## Streamline Architectural Sconces

*Streamline Architectural Sconces are ideal for use down hallways, for uplight and downlight, or as marker lights for doorways.*

The Streamline Architectural Sconces provide a clean, minimalist look that blends into any building interior. The soft wall or ceiling wash of illumination is complemented by the Streamline signature light reveal. These sconces are die cast aluminium, small scale, interior luminaires for use in healthcare, education and corporate interiors.

These luminaires are designed to ensure low maintenance cost over the life of the product. They are fully enclosed to exclude dust and other contaminants.

Detailed information on specific Streamline Architectural Sconces can be found on our website.

[rebelighting.com](http://rebelighting.com)

## Streamline Architectural Sconce

MINI

