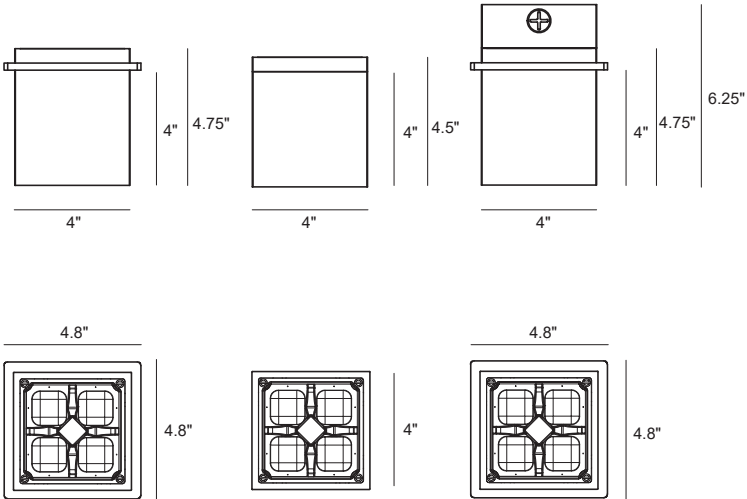




Luminaire shown with decorative accent plate



# Tessera 3121LED Type III Surface Ceiling Mount INTERIOR/EXTERIOR

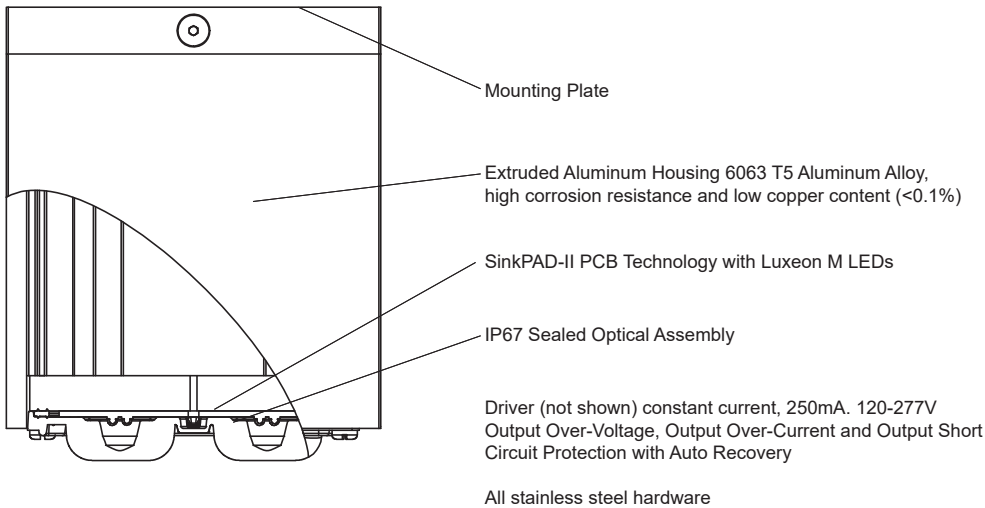
MODEL	LED MODULE	COLOR TEMPERATURE	VOLT	DISTRIBUTION	OPTIONS	COLOR
3121	12L <small>1 x 12 watts<sup>1</sup> 1287 lumens<sup>2</sup></small>	40* 4000K	120*	T3*	type III optic	70 70 CRI
		30 3000K	208		1 painted accent plate	BT black texture
			240		3 stainless steel accent plate	SM silver metallic
			277		SC surface wiring conduit feed canopy	AN aluminum natural
					SC1 surface wiring canopy	BZ bronze
					CP(") ceiling plate (specify 6, 8 or 10")	GM gunmetal
						WS white satin
						BM black matte
						RAL specify no.

\*Standard configuration unless otherwise specified    <sup>1</sup>Nominal LED Power    <sup>2</sup>Delivered lumens (4000K, 80CRI)

SAMPLE CATALOG NUMBER: 3121 - 12L - 40 - 120 - T3 - 1 - SC - WT

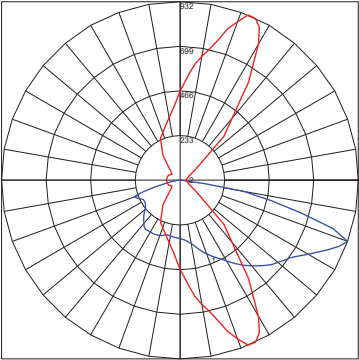
Using this catalog number would order 1 model 3121 ceiling mount luminaire using a type III optic and a 12 watt LED module with a color temperature of 4000K wired to 120 volts with a surface wiring canopy, painted white texture polyester powder coat with an accent plate painted to match the luminaire.

CONSTRUCTION	MOUNTING	OPTICAL	PROTECTION
<p><b>Materials</b></p> <p>All aluminum construction, stainless steel tamper resistant hardware, polycarbonate lens.</p> <p><b>Electrical Components</b></p> <p>Constant current driver 250mA, LED Module 80CRI standard.</p>	<p>The 3121LED series is designed for ceiling mounting. The LED driver is integrally fixed to a mounting plate and designed to fit into a 4" octagon j-box (by others), except in surface wiring canopy mounting applications. The LED driver supplied with the fixture uses 4.5 cubic inches of J-Box volume. A suitable J-Box example is 15 cubic inch capacity Iberville 54151 (not included). For outdoor applications silicone seal is required. Maximum weight 4 lbs.</p>	<p>The 3121LED luminaire uses a 4 up, high efficiency PCB and a 94% PMMA asymmetric distribution lens.</p>	<p>The 3121LED series is listed for use in wet locations to UL and CSA Standards, covered ceiling mount only. L70 minimum at 50,000 hours. IP65 rated.</p>



# Tessera 3121LED with Type 3 Optic

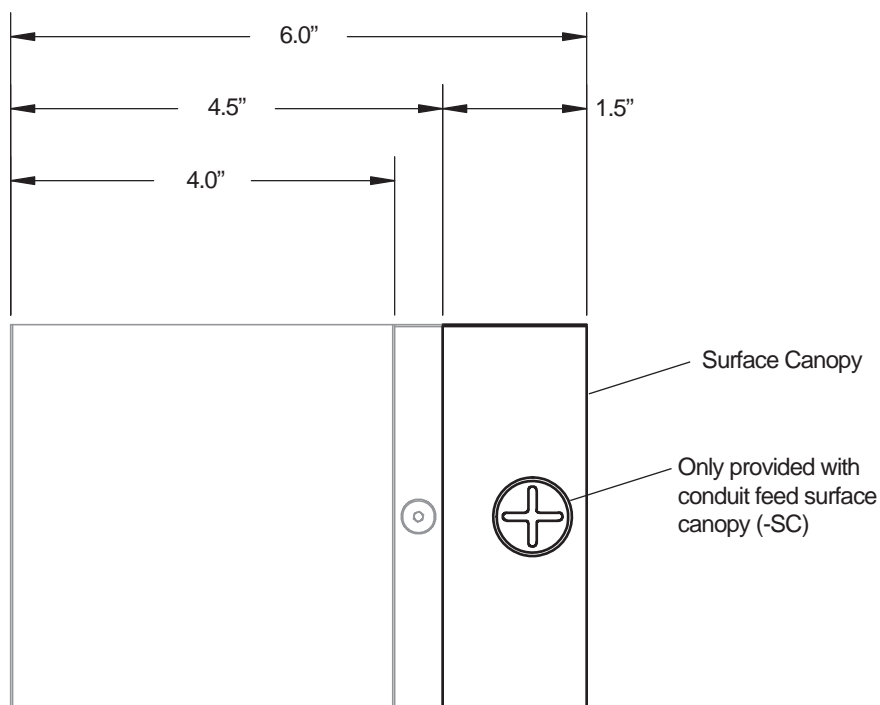
3121-12L with Type 3 Optic



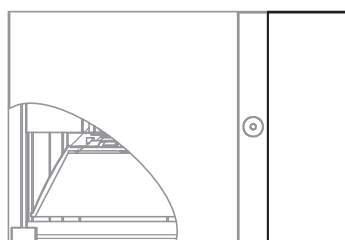
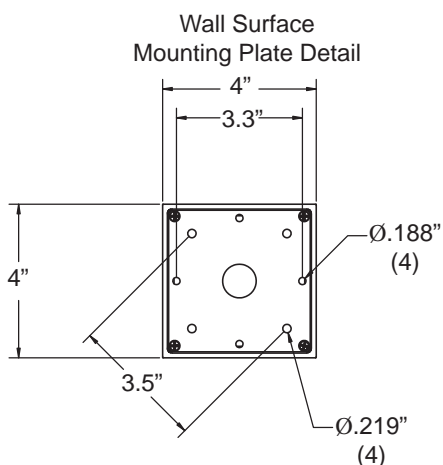
Tessera 3121-12L-40-T3-70  
Luminaire Lumens 1585  
Luminaire Watts 12.77  
Luminaire Efficacy Rating 125  
BUG Rating B1-U1-G1  
CCT/CRI 4000/70

Product	CCT	CRI	Delivered Lumens	Nominal LED Power	System Power	Lumens per Watt*
3121-12L	3000	70	1472	12	12.77	115.3
3121-12L	4000	70	1585	12	12.77	124.1
3121-12L	3000	80	1209	12	12.77	94.7
3121-12L	4000	80	1287	12	12.77	100.8

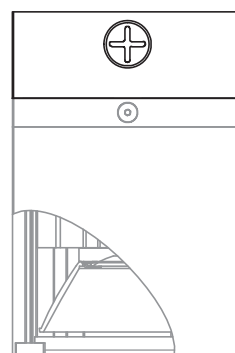
\*Based on system power.



## Tessera Surface Canopy Option (For Use with 3100, 3101, 3103, 3121)



Surface Wiring Canopy (-SC1)  
Extruded Aluminum, Painted to Match  
Driver Housing, for mounting installations  
with no J-Box or incorrect size J-Box  
Suitable for Ceiling and  
Wall Mount Installations



Surface Wiring Conduit Feed Canopy (-SC)  
Extruded Aluminum, Painted to Match  
Suitable for 1/2" Conduit Feed (No J-Box Required)  
2 Locations, Opposing Sides  
Driver Housing  
Suitable for Ceiling and Wall Mount Installations